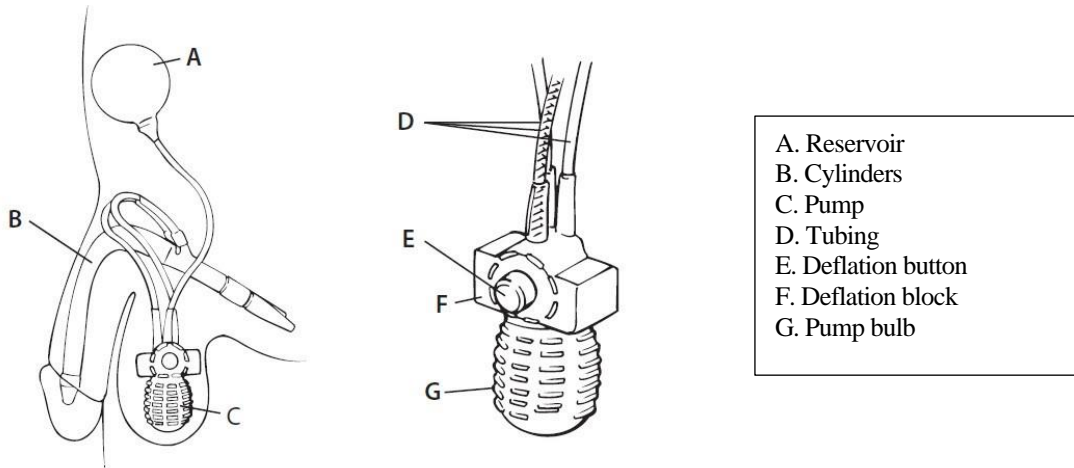


# Cycling Instructions for AMS 700 Penile Implant

Learning and using the penile implant can be difficult. Please be patient with yourself. Many men take a few attempts before they can begin cycling the device with ease.

## Your Implant Design

The prosthesis is a closed, saline-filled system consisting of 3 components: a reservoir, a pair of cylinders implanted in the corpora cavernosa, and a pump implanted in the scrotum. Kink-resistant tubing connects the components, which are made from silicone elastomer.



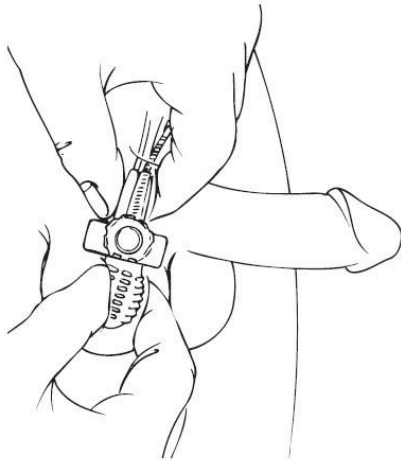
## Inflating Your Implant

Grasp the tubing above the deflation block with one hand.

Using the other hand, squeeze and release the pump bulb quickly and firmly.

Continue squeezing and releasing the bulb several times until the cylinders fill with fluid and you become erect.

Do not squeeze the deflation button while squeezing the bulb.



**Hint #1:** Many men ask how will they know when to stop pumping. There are two ways. First, you can stop pumping when the penis is erect and firm enough for intercourse. Two, the pump will get harder to squeeze as you continue to try to pump the device. You should not force fluid into the pump when it gets harder to squeeze.

**Hint #2:** Even if you are not sexually active for a while inflating and deflating your device is a good habit to do a couple of times a week to keep the device primed.

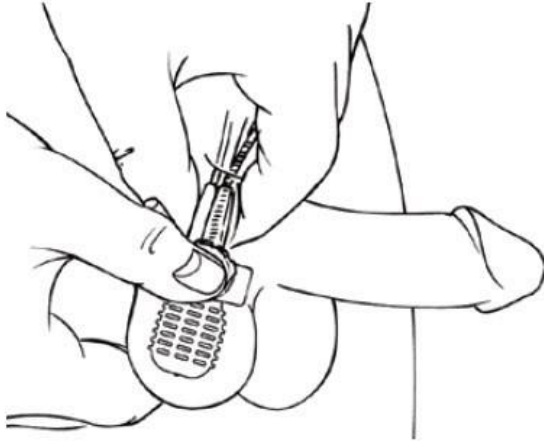
**Hint#3:** Most men will have a reliable number of pumps they know will get them to full inflation.

## Deflating Your Implant

Grasp the tubing above the deflation block with one hand.

Using the other hand, place the thumb and forefinger on opposite sides of the deflation block.

Squeeze the deflation button for about four seconds, and then release it. Your penis will then return to a soft, flaccid and natural-looking state.



## Forced Deflation Maneuver If the Implant does not Deflate

Start the process by pushing the deflate button on the pump located in your scrotum to reset the poppet valve.

After you have pushed in the deflate button, then try to activate the pump by giving it a hard, fast, and vigorous squeeze.

You may hear or feel a “pop.”

Push the deflate button and simultaneously and firmly squeeze and twist the cylinders in the shaft of the penis, holding for approximately 30 seconds. A rush of fluid should move through the pump and the device will begin to cycle normally.

If necessary, return to step 1. You may try this maneuver numerous times



Hopefully your learning to use the pump will be easy and smooth. If you are struggling you can always make an appt with a physician’s assistant or myself to go over the pump, it’s location, and how best to manipulate your individual device.